

Contemporary Collection

Woodbridge Gas Fireplaces



LAGUNA SEE-THRU GAS FIREPLACE:


- * Elegant transition between living areas.
- * Substantial 48" wide see-thru viewing area.
- * Standing pilot or electronic ignition control systems.
- * Heavy duty construction, ceramic glass, and safety screens.
- * Efficiency up to 75% , standard 140 C.F.M. thermostatic blower
- * Fireplace faces can be covered for a minimalistic look (as shown).



LAGUNA

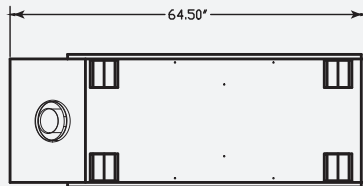
Contemporary Collection

Woodbridge Gas Fireplaces



LAGUNA

Top view




STANDARD FEATURES

- Durable ceramic glass viewing area with safety screen.
- Clean faces can be covered with non-combustible material.
- Electronic ignition with battery back-up.
- LCD remote control with thermostat and flame height control.
- 140 C.F.M. , variable speed, thermostatic circulating fan.

AVAILABLE OPTIONS

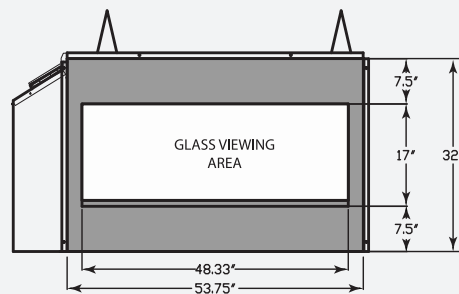
- Standing pilot system with battery powered ignition.
- ON/OFF remote control with built-in timer.
- 304 Brushed Stainless steel face.
- Various glass and stones for media tray.
- Realistic hand-detailed driftwood set and grey glass media.

Rear view

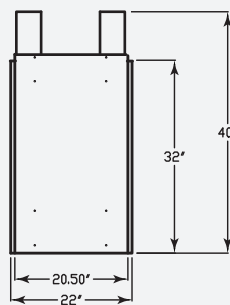


Gas line access

Left side view



Front view



INPUT RATES, EFFICIENCY

LAGUNA-N-(E): 26,000-37,500 Btu/h
 LAGUNA-P-(E): 27,000-37,000 Btu/h
 Efficiency (Flue loss) up to 75%
 EnerGuide FE Rating 64.93% (N), 68.10% (P)
 66.41% (N-E), 69.61% (P-E)



Realistic hand-detailed driftwood set

