

Contemporary Collection

Woodbridge Gas Fireplaces



MONTANA

A vast display of contemporary flame

72" wide viewing area featuring clean face finish

MONTANA

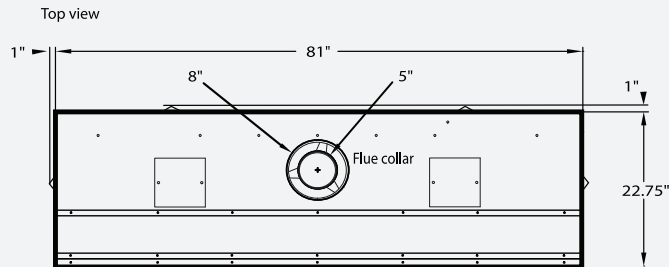


Contemporary Collection

Woodbridge Gas Fireplaces

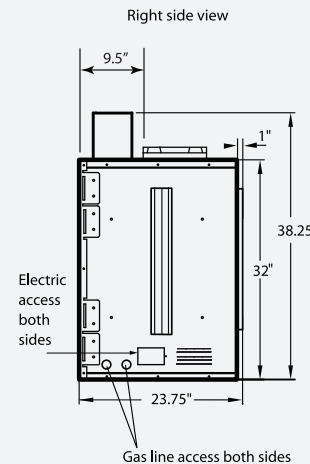
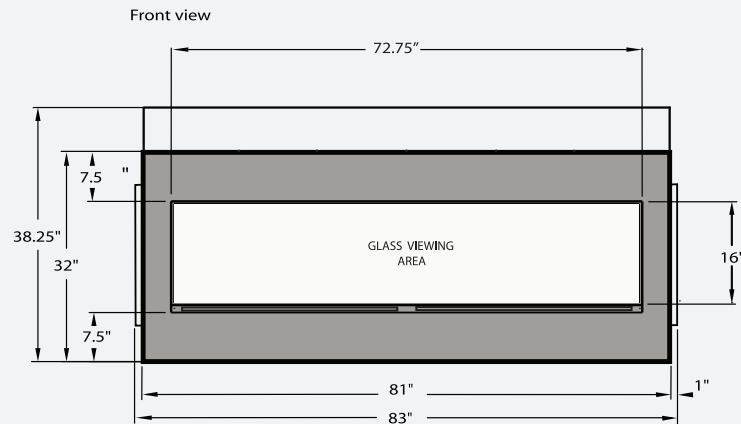


MONTANA



STANDARD FEATURES

- Durable ceramic glass viewing area with safety screen.
- Black glass media.
- Clean face can be covered with non-combustible materials.
- Black enamelled reflective rear panel.
- Electronic ignition with battery back-up.
- LCD remote control with thermostat and flame height control.
- 2 x 140 C.F.M. variable speed, thermostatic circulating fans.



AVAILABLE OPTIONS

- Standing pilot system with battery powered ignition.
- ON/OFF remote control with built-in timer.
- Metallic brown face, air, and side panels.
- 304 Brushed Stainless steel face.
- Various glass and stones for media tray.
- Realistic hand-detailed driftwood log set

Please refer to Owners Manual for installation instructions



Gas input rate:

Model **MONTANA-NE**: 58,000 - 45,000 Btu/h
 Model **MONTANA-PE**: 55,000 - 46,000 Btu/h

Efficiency (Flue Loss) up to 78%
 EnerGuide FE Rating 55.7% (NG), 57.3% (LP)

