

Outdoor Collection

Woodbridge Gas Fireplaces



SS-60, SS-72



Model SS-72 shown

Outdoor Collection

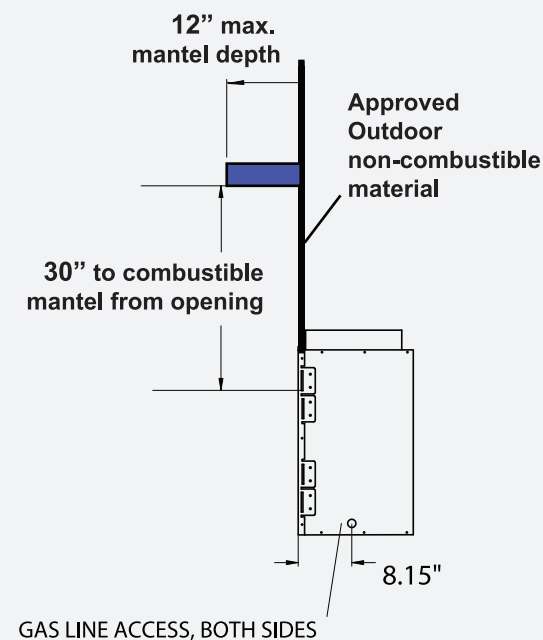
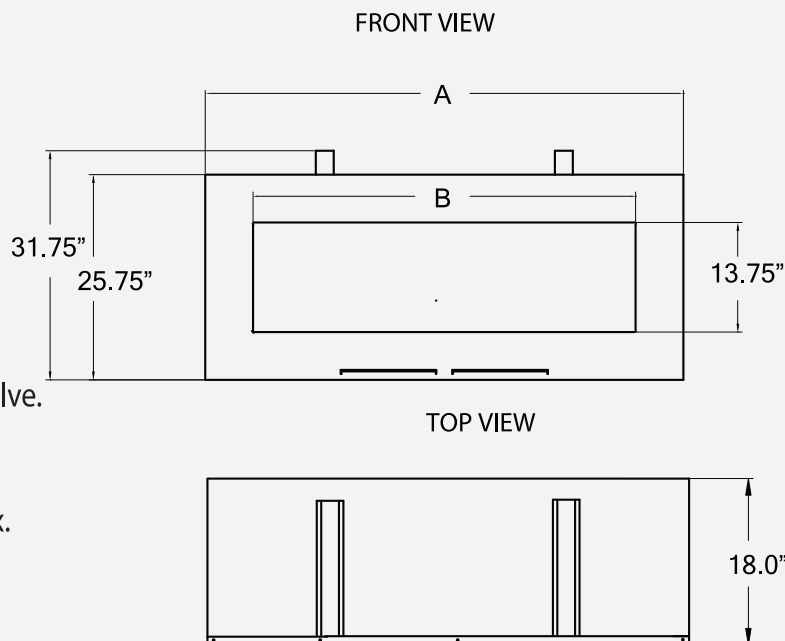
Woodbridge Gas Fireplaces




SS-60, SS-72

Standard Features

- * Can be framed in wooden structure and finished with non-combustible facing materials.
- * Ceramic glass wind baffle.
- * High grade 304 stainless steel construction.
- * Dynamic flame reflection from ember bed and brushed stainless steel chamber.
- * Stainless steel flex connector and gas shut-off valve.
- * Electronic ignition system.
- * Remote control or On/Off switch.
- * Limited Lifetime Warranty on burner and firebox.



Media options:



SS-60: A=72" B=60"
SS-72: A=84" B=72"

Please refer to Owners Manual for installation instructions

Specifications

Model:	SS-60	SS-72
Gas Input Rate NG, Btu/h	75,000	90,000
LP, Btu/h	75,000	90,000



Report # 0401GF006S

Printed in Canada